

# Buckingham

Garden Centre

'Passionate about gardening'

# NEWSLETTER

MAY / JUNE 2019 ISSUE

**a premium  
range of  
garden buildings  
& luxury retreats**



BREEZE HOUSES



GARDEN OFFICES

# Malvern

Garden Buildings



SUMMERHOUSES

GRAND OPENING AT BUCKINGHAM GARDEN CENTRE ON FRIDAY 3<sup>rd</sup> MAY - SEE PAGES 6-7

WHAT'S  
INSIDE

NEW SHOP PRODUCTS AND PLANTERS • GROWING  
GARLIC • TOPICAL GARDENING TIPS • LINDENGATE  
CHARITY NEWS • SUNFLOWERS FOR THE KIDS • ENTER  
OUR NEW PLANT QUIZ AND WHAT'S ON



Not a day goes by when plastic recycling is not in the news headlines. Garden centres and trade nurseries are now looking seriously at introducing a fully recyclable taupe pots. We are already seeing these growing pots appearing this season, including a batch of seasonal bedding plants grown in these revolutionary pots. One of our herbaceous suppliers is now offering recyclable correx trays which we are able to re-utilise at the tills for customers to use to transport home their plants. At the tills we are also trialling 100% recyclable plastic bags to help reduce our carbon footprint further.

In our mail-order department we try to be as green as possible on the packing materials front. We use cardboard boxes to natural straw, however we do get through huge amounts of newspapers for packaging our potted hedging plants through the summer and autumn months. So, if you have any unwanted newspapers we would love to recycle them for you. They can be dropped off at the Garden Centre - just bring them along to the Customer Service Desk and we'll take them off your hands. It is all these small things which can make a huge difference, so please help us if you can - our planet will be just that little better off as a result.

Enjoy your summer garden - whatever the weather. **Chris**



## SHOP NEWS: RELAXATION, PLANTERS AND MEN'S FASHION

After a stunning Easter weather-wise our thoughts move swiftly to the busy May Bank Holidays. As much as gardening can be all too consuming, we must learn to actually sit and absorb the efforts of our horticultural labours. Enjoying, entertaining and relaxing in the garden should always be the order of the day and maybe having your own Tea Party or BBQ for family gatherings and parties this summer allows you to use your outdoor space to the maximum. We have a wonderful range of garden furniture to help you do just that! Our extensive range of Bramblecrest garden furniture offers useful practicability, comfort and affordability. Please do ask one of the Shop team for the best recommendations and advice if you are planning to purchase some new garden furniture this summer, they will be delighted to help you.



If you are creating your own 'outdoor space' this summer do make some room for a BBQ. There is nothing quite like eating and enjoying food outdoors through the warmer months of the year - it definitely tastes better that's for sure! Our extended range of Weber BBQs include both traditional charcoal as well as gas. We offer an extensive range of accessories, charcoal and bottled gas, so please do ask if you need advice on any aspects of home barbecuing.

You'll find a delectable range of food in our Food Hall to accompany your BBQ from locally baked bread, relishes including Spicy English Mustard, Caramelised Onion Chutney and Fiery Caribbean Sauce - perfect for your summer banquet. We also stock a flavoursome range of cheeses from Croome Cuisine and Fowlers of Earlswood to go

along with our delightful range of beers, including Hornes Brewery and Vale Brewery Real Ales. Don't miss out on the sumptuous award-winning wines from Chafor vineyard in Gawcott, which include Vintage Cuvee, Rose and a Vino Rose to name just three of their delightful wines.

If you are planning an outdoor entertainment area then colourful planted pots and baskets are an important ingredient. Summer planted and colour themed Easi-planters are the hugely popular 'drop-in' ready-made planter for both hanging baskets and pots in various colour themes. We know they are popular with our customers simply by the number of requests we get from the early spring onwards - so don't delay and be disappointed, get yours today!



Over the last year we have been working hard at refining the range of menswear to make sure we are giving our customers the best value for money but also offering quality products.

Throughout the clothing section we have focused on four different companies which are Stormafit, Carabou, Farah Clothing and Thought Socks.



From Stormafit we have selected a range of t-shirts that are perfect for wearing in the sun at home or away for a great price of £11.99. Also in this range are comfy walking sandals.

Carabou clothing is a known brand for great value for money that offer a great selection of patterned polo shirts, including a popular floral design. The country Tattersall shirts at £14.49 are a great purchase for a smart look alongside pullovers and chino trousers.

Farah clothing is a brand introduced by Perry Ellis, and since 1976 they have been offering clothing across all aspects of life including work, play and family. The companies ethos is breaking down the walls of fashion and making clothes designed with real life in mind. This shows through the range in our store including jeans, classic shirts, t-shirts and jumpers. Thought Socks are an great edition to anybody's wardrobe, the bamboo socks are designed to let your feet breathe and relax. Bamboo has strong anti-bacterial and anti-fungal properties to help keep your feet healthy and hygienic. The socks come in a great range of fun designs' that change frequently. A couple of the designs themes



that caught our eye include retro computer game designs and the major sports, pictured above.

Whilst still on the subject of fashion, do check out the spring/summer children's clothing from Blade & Rose, available in our Children's section. This company have been supplying a brand of British children's clothing specialising in a trend setting range of leggings and clothing accessories since 2010. A major component of the development of the Blade & Rose brand was to ensure that the quality of the fabric was durable, functional, would wash well and most importantly, that was soft and kind to children's delicate skin.



The latest edition of our Garden Centre magazine is out now. Please pick up your free copy when you next visit us. The magazine has plenty of gardening hints and tips, plus information about the Garden Centre together with some useful local businesses you might like to contact too!

Finally, we're excited to announce we are having some work done in June in the lower shop to increase the seating capacity of our popular restaurant, The Gardener's Retreat. We apologise in advance for any inconvenience whilst this important work is carried out, however we are sure it will be worth it in the end!



## GARLIC - FRIEND OR FOE?


Garlic is now a commonly used herb but I remember clearly some fifty years ago being repelled by the smell of garlic from fellow travellers on crowded, hot underground trains in London, writes Pauline Brown. In those days it was not something I used in cooking and I think this could be said of many of my contemporaries. Nowadays it is widely used, readily available on sale both fresh and dried and if you are worried about bad breath suggested remedies are to chew cardamom seeds at the end of a meal or to eat thyme, mint, parsley or basil.



Garlic is excellent with many culinary dishes, from flavouring meat such as lamb, to making salad dressings or slow roasted when its flavour will become milder. It is said that it can reduce blood pressure, control TB and whooping cough and some dietary problems and in the past it has even been used to relieve toothache. In fact, it seems able to help so many complaints it could be called a wonder plant.

It is not difficult to grow as long as you have a sunny spot with well drained soil. Many people grow what is known as elephant garlic (or jumbo and giant) as for the same amount of space, with good feeding and watering one can get bulbs about six times the size of 'ordinary' garlic. Elephant garlic has a milder, sweeter flavour than the garlic normally available in shops, and it has the advantage of producing edible flower heads, although by letting these form the bulb size will be reduced a little.

With any garlic it is necessary to break the bulb into individual cloves then these should be planted about 15cm apart with the tip of the clove about 3cm below the surface of the soil. The early scapes, that is the immature flower heads, should be removed when they form in May, but don't waste these as they can be prepared like asparagus and they have a sweet, chive like flavour. With the scapes removed



the plant's energy will be put into forming a good size bulb, and by July or August the leaves will start to yellow. When this happens leave in the ground for a couple more weeks for the bulb to mature then carefully lift and dry, preferably in the sun. The bulbs can then either be strung and hung up in a cool dry place or stored in the base of the refrigerator where they will keep for months.

Another really useful benefit of growing your own garlic is to make garlic spray as this is excellent for killing and repelling slugs, caterpillars and many aphids with the great advantage of not harming any birds that may eat the corpses. Also, it is not harmful to bees, earthworms, ladybirds or other 'allies'. It is best to spray over the plants in the evening especially if guarding against slugs.

This spray is cheap and easy to make. One simply has to crush the complete garlic bulb then add up to a litre of water and blitz the bulb completely. Leave for at least two hours before straining all the solid matter out then use as a spray. If a small amount of vegetable oil is added this should coat any larvae or eggs and consequently smother them. To make the spray even more effective as an insecticide add some marigold leaves and blitz these with the garlic.

A weak mix will act as a preventative but the stronger solution will kill the pests. As a precaution it is best to spray a small area of the plant to make sure it does not harm the plant in any way, although this is pretty unlikely.

Garlic is also useful if planted at the base of plants that suffer from leaf curl, especially peaches, as this can reduce the problem. It is also helpful for keeping black spot at bay when planted near to roses.

All in all we really should never be without garlic in the house or garden!

## WHEN THINGS DON'T GO QUITE TO PLAN ON THE PLOT

In a world promoting transparency its quite heartening when people, especially gardeners tell it as it is - they bare their mistakes in public, says Chris Day. Good old Monty Don on *Gardeners' World* regularly lets us know when things don't go quite to plan. Surely one of the best ways we can learn is from our mistakes. Here's a few I've come across giving out advice over the years ...

**Accidentally pulling up flowers instead of weeds!** Goodness, its easy to do especially in the first year of a new garden. Allowing plants to flower is the best plan so identification is easier. Remember many plants have very unassuming foliage yet produce amazing flowers! If still unsure, bring your flowering specimen into our Plant Info Office so we can investigate it for you. If you like your tech there are some useful plant ident apps on the market, but these can be limited in their ability to specifically identify every plant.



**Planting an invasive variety - horseradish and ivy - seemed like a good idea at the time!**

It is true some plants perform better in some gardens than in others. Some plants are a tad Jekyll and Hyde in their character and often 'take off' after a few years settling down. Some good examples would be Clematis montana, Forsythia and Raspberries, which never disappoint in the end. The master plan should always be to allocate a space for the plant to establish and make sure it stays within the limits you set. This may mean regular pruning, lifting and dividing the plant, then re-planting to achieve this but by doing this you will be in control. Check the labels on plants for



pruning guidelines, or ask if there are none.

**Many people water at the wrong time of the day.** If you water in the heat of the day you will do two things: you'll lose a lot of the moisture through evaporation, and the water droplets on foliage can act as magnifying glasses for the sun, scorching the leaves. Instead, water your plants either first thing in the morning or last thing at night to retain the moisture and protect the delicate leaves.

**Planting too big a tree in the front garden**

Too often you see these huge trees that have just taken over people's front gardens. Conifers, oaks and Norway maples invade windows and door spaces, blocking all of the light to the front of the house.

There are a number of smaller, more modest trees that look stunning and won't dominate the space. Pencil Cherries, sometimes called Flagpole Cherries because of their unusual slim build, are gorgeous



and covered with stunning pink flowers. Weeping pear and weeping cherry are another two beautiful options. And don't forget the striking Japanese Maples (pictured right), or the Kilmarnock Willow. Any of these options will bring plenty of character without taking up acres of space.



**Drowning house plants** Most house plants are killed by kindness that's a fact. Too much generosity with water is the number one killer. You should never let your plants sit in water continually. A great technique is to put about an inch of water in your sink or bath, and then sit your plants in it. After an hour, once they have absorbed what they want you take them out, let any surplus drain out then put them back. Job done!

# a premium range of garden buildings & luxury retreats



GARDEN OFFICES



SHEDS



GREENHOUSES

**We are delighted to announce the opening of a new showsite at Buckingham Garden Centre.**

The third of an acre site will have forty-two British-made, premium garden buildings on display and is situated to the rear of the Garden Centre car park, overlooking the extensive plant nurseries and rolling Home Counties countryside.

The collection will include traditional summerhouses like the **Ashton**, contemporary garden offices, such as the best-selling **Hanley** and innovations such as the **open-sided Studio**, incorporating shed store, garden room and covered decked area.

Visitors to the Garden Centre will also notice a "**Breeze House**" has been installed next to the main entrance. Breeze House are the original makers of handcrafted thatched garden gazebos.

Plus, a "**Kew Imperial**" sits on the grassed verge on the approach to the showsite entrance. This belongs to an *exclusive range* of buildings inspired by the rich history and personalities behind the world-famous Royal Botanic Gardens in Kew.

**OPENING AT BUCKINGHAM GARDEN CENTRE ON 3<sup>rd</sup> MAY**

## *Their passion is their strength.*


With ten years' experience behind them, the Malvern Garden Buildings team is made up of greenhouse gardeners, shed gurus, garden office dwellers and connoisseurs of luxury outdoor living.

They love, live and breathe their collection of garden retreats. They know absolutely everything about them!

Their skill is in helping you to find your perfect garden bolthole, whether you're a growing family looking for extra space or need a dedicated room to satisfy a creative urge.

This is the newest of **five Malvern Garden Buildings showsites** across the UK. A visit to one of these showsites is a unique experience. Each garden building is styled as if they are in use and the owners have only just left.

Malvern Garden Buildings promise to bring a little piece of Chelsea glamour to Buckingham, having won numerous awards at RHS Shows including the annual Artisan Retreats area at Chelsea Flower Show.



BREEZE HOUSES



KEW COLLECTION



SUMMERHOUSES

When buying a garden building the team will expertly guide you every step of the way - from deciding which building will complement your outdoor space to selecting the finishing touches.

Their commitment to your ongoing enjoyment of your garden building doesn't stop there.

Malvern Garden Buildings want you to be a part of a growing community of discerning owners with whom they share irresistible styling ideas, idyllic outdoor living inspiration and glorious garden wisdom.

**Garden Escape** is a free, fortnightly e-magazine full of home styling ideas, owner's stories and gardening tips. Visit [www.malverngardenbuildings.co.uk](http://www.malverngardenbuildings.co.uk) to sign up for the next issue.



## PUZZLE CORNER - OUR MAY/JUNE PICTURE COMPETITION

Would you like to win a £25 Buckingham Garden Centre Gift Voucher? Enter our competition below. Use the pictures and clues to fill in the shrub names. Take the letters from the shaded boxes which then form an anagram of a popular hedging plant (6).



CLUE

Jean Hughes preferred the plain green version


CLUE

Mexicans have funny oranges!

CLUE

Oil from this will help you sleep

CLUE

This native plant has spectacular autumn fruits

CLUE

Prickly thorns make its edible fruit painful to harvest

CLUE

This dragon has found gold

Once you have solved the anagram, send the plant name you have discovered by e-mail to [competitions@buckingham-nurseries.co.uk](mailto:competitions@buckingham-nurseries.co.uk) with subject line "May picture competition" or post your entry to May Picture Competition, Buckingham Garden Centre, Tingewick Road, Buckingham, MK18 4AE. Closing date 30<sup>th</sup> June 2019. The answers to the crossword in the last newsletter are available on our website.



# JUNIOR GARDENING CLUB SUNFLOWER COMPETITION

SUNFLOWERS are one of the easiest fun plants you can grow in the garden. They can be sown during May and into early June to produce huge blooms in the summer and autumn. The seed heads that develop after the flowers are a rich source of valuable food for our birds and other wildlife in the garden. Here are a few sunflower growing tips to help you along.



The seeds of Sunflower 'Elite Sun' are best sown in late spring. They can be sown directly into the border to flower but you will get better results by sowing them in small pots and growing them on to a reasonable size before planting out in June.



Use small 9cm pots to grow your sunflowers in and fill with a good quality multi-purpose compost such as Jack's Magic. Sow a couple of seeds to each pot just covering them with a light dusting of the multi-purpose compost and then lightly firm in. Water the pot well.



Place the pot in a light location on a warm, bright windowsill on a saucer so to help the seeds to germinate and get away quickly. Keep the compost just moist. If unsure, just stand the pot in a bowl of water for 10 minutes and then allow to drain.

If both sunflower seeds germinate remove the weakest one and then allow the remaining seedling to get to around 15cm tall before planting it outside in a sunny border. Put some slug deterrent around the sunflowers if slugs are a problem! Keep well watered throughout the growing season.



Bring in your largest sunflower bloom / seed head for judging on Saturday 28<sup>th</sup> September as part of our Apple Weekend. Judging will take place at 12 noon so be sure to get your entry over to us in good time. We can accept entries from Friday 27<sup>th</sup> September 2019. Please label your sunflower with your Name, Age, Address and contact telephone number. There will be prizes for three largest sunflowers!

## COLLECT YOUR FREE SEEDS FOR THE COMPETITION

We have FREE packets of Sunflower 'Elite Sun' seeds, which were kindly donated by Thompson & Morgan, available to our Junior Gardeners. To claim yours, simply pop into the Garden Centre, then take part in our latest Junior Gardening Challenge. This offer is subject to availability. One packet of seeds per Junior Gardening Club member.



# LINDENGATE AND BUTTERFLY CONSERVATION

It has been a great pleasure to work with Butterfly Conservation over the past few years and we were incredibly proud to be awarded the Marsh Lepidoptera Award for Lepidoptera Conservation in 2017, writes Anne Mills.

Lindengate have a number of plants that we are growing for Butterfly Conservation to support various projects throughout Buckinghamshire and around the country.



The Duke of Burgundy Butterfly is a priority species in the UK Biodiversity Action Plan and by growing 2500 cowslips we are supporting a project to increase their ideal habitats in this area and around the South East of England.

We are working on two separate projects to support the re-introduction of the Marsh Fritillary Butterfly that needs a plentiful supply of Devil's Bit Scabious to be sustainable. The first is with RSPB Otmoor planting up a sufficient area with Devil's Bit Scabious grown by Lindengate to sustain the reintroduction of the species to the Otmoor reserve.

The second is with Hampshire and Isle of Wight Wildlife Trust in conjunction with the Ministry of Defense working on an ambitious project involving other counties to reintroduce the Marsh Fritillary to North Hampshire where it became extinct in 1996. Lindengate has been one of 3 providers of mature Devil's Bit to butterfly conservation experts who are fulfilling a two-year captive breeding program. In June last year the butterflies were seen flying wild for the first time in over 20 years.



This March 2019 update on progress from Dr Andy Barker, Lead on Project, is very heartening. The caterpillars emerged from their winter webs in January, and have been basking and feeding ever since, growing rapidly, and getting hungrier by the day. We've just started to do our final larval releases on



our receptor sites, and encouragingly we have also been finding aggregations of Marsh Fritillary caterpillars from releases made last August.

The caterpillars have been able to survive the autumn and winter on their own, with no assistance from us. The picture (above left) shows a habitat with a small larval group. The shrivelled up "caterpillars" in the close-up photo are not dead caterpillars, but are the shed skins following a moult as the caterpillars grow.

We will be releasing more larvae this week that have been using the Devil's-Bit

## DROP-IN'S AT LINDENGATE

Free Entry. Refreshments available

**Wednesday 1<sup>st</sup> May anytime between 5pm and 7pm.**

**Saturday 11<sup>th</sup> May between 10am - 12 noon**

**Friday 21<sup>st</sup> June between 5.30pm - 8.30pm**

- Explore Lindengate's stunning 5-acre garden.
  - Find out how Lindengate helps people with mental health needs.
- Explore our exciting volunteer opportunities.  
Learn about our conservation projects.

Look out for other future dates in the next newsletter

Scabious that Lindengate and your Gardeners (service users) have propagated and cared for on our behalf. Lindengate should feel rightly proud of the contribution you have made to the re-establishment of the highly threatened Marsh Fritillary butterfly back into the wild in north Hampshire.

**Contact details:** Lindengate, The Old Allotment Site, Wendover Road, Weston Turville, Aylesbury HP22 6BD. Tel: 01296 622443 [www.lindengate.org.uk](http://www.lindengate.org.uk)



## WHAT'S ON THIS EARLY SUMMER

**WEDNESDAY 8<sup>th</sup> MAY at 4pm** Our chosen charity of 2019, Lindengate, will be talking on their aims and work in their presentation, 'The Healing Power of Nature in your Garden'. Come and hear how Lindengate Charity supports those with mental health needs using Social and Therapeutic Horticulture. Learn about their stunning 5 acre garden and conservation work, and the part it plays in recovery. Except it is much more than that! To guarantee your seat either book at the Customer Service Desk or call 01280 822133. Garden Card holders free, £3 for non-holders. Occasionally seats may still be available on the day.

**Saturday 11<sup>th</sup> May from 10am-4.30pm** We will be welcoming the Evergreen Garden Care / Miracle-Gro Roadshow to the Garden Centre. They will be providing great advice on the topics 'the need to feed and the need to weed'. There will be special in-store offers available on the day as well as a Roadshow Prize Draw where one lucky customer will be selected to win £100 of Evergreen Garden Care Products of their choice! We look forward to seeing you!

**SATURDAY 25<sup>th</sup> May - SUNDAY 2<sup>nd</sup> JUNE NATIONAL CHILDREN'S GARDENING WEEK** Schools and young families are invited to get involved and share some of the projects of this special week aimed at promoting awareness of all things garden related. There are plenty of gardening themed projects to get involved in at this link [www.childrensgardeningweek.co.uk/fun-things-to-do/](http://www.childrensgardeningweek.co.uk/fun-things-to-do/)



**SATURDAY 8<sup>th</sup> JUNE LINDENGATE SUMMER FAIR, 12noon to 4.30pm.**

The event is being held at the Charities HQ, The Old Allotment Site, Wendover Road, Weston Turville, Aylesbury, Buckinghamshire, HP22 6BD. The Fair will include a BBQ, refreshments, craft and conservation stalls, children's activity, archery, raffle, tombola, free bike checks, donkeys and much much more. We will be attending this event so we look forward to seeing our Garden Centre customers old and new!



**WEDNESDAY 12<sup>th</sup> JUNE at 4pm.** 'Growing Food Not Gluts'. Top local food expert Hazel Roberts describes how to avoid growing gluts of food in your kitchen garden by carefully planning of what you grow and then finding interesting ways to use and store your abundance to ensure it doesn't go to waste. See our May 8<sup>th</sup> talk on how to book.

**FRIDAY 26<sup>th</sup> JULY** between 10.00am-1.00pm, **SUMMER PRUNING WORKSHOP.** Timely pruning advice covering a host of plants including fruit trees, shrubs, topiary and roses. Clare Price will give you an opportunity to be 'hands-on' with some practical pruning sessions too. There are only 15 places available, so it will be on a first come first served basis. The costs to our Garden Card holders is £19.99 and to others £24.99, the price includes tea or filter coffee. Booking is essential either at the Customer Service Desk or call 01280 822133.



**SATURDAY 28<sup>th</sup> & SUNDAY 29<sup>th</sup> SEPTEMBER APPLE WEEKEND 10am-4pm.** Join us as we celebrate everything great and good about the Apple. We'll have top fruit expert Gerry Edwards providing his identification skills, plus The Mid-Shire Orchard Group who will be demonstrating apple juice making and providing worthwhile advice for all community orchard gardeners.



## COTTAGE DELIGHT GLOBES

Normally £1.99 each

# Any 3 for £5.50

Chutneys, Jams, Curds and Marmalades made with only the finest ingredients for a delicious home-made taste.



## SPECIAL GARDEN CARD HOLDERS' OFFER COUPONS

### PLANT OF THE MONTH: MAY

HOSTA 'STING'

Normally £7.99 each

Garden Card Holders' Price:

# £4.99

**PLEASE PRESENT THIS VOUCHER TOGETHER WITH A  
VALID GARDEN CENTRE DISCOUNT CARD FOR OFFER**

OFFER SUBJECT TO AVAILABILITY



### PLANT OF THE MONTH: JUNE

AJUGA reptans 'Mahogany'

Normally £8.99 each

Garden Card Holders' Price:

# £5.99

**PLEASE PRESENT THIS VOUCHER TOGETHER WITH A  
VALID GARDEN CENTRE DISCOUNT CARD FOR OFFER**

OFFER SUBJECT TO AVAILABILITY



### PLANT OF THE MONTH: JULY

HOULTUYNIA cordata 'Pied Piper'

Normally £8.99 each

Garden Card Holders' Price:

# £5.99

**PLEASE PRESENT THIS VOUCHER TOGETHER WITH A  
VALID GARDEN CENTRE DISCOUNT CARD FOR OFFER**

OFFER SUBJECT TO AVAILABILITY



## Buckingham Nurseries & Garden Centre

Tingewick Road, Buckingham, MK18 4AE. Tel: 01280 822133

E-Mail: [enquiries@hedging.co.uk](mailto:enquiries@hedging.co.uk), Web: [www.buckinghamgardencentre.co.uk](http://www.buckinghamgardencentre.co.uk)

Follow us on Facebook: [www.facebook.com/BuckinghamNurseries](http://www.facebook.com/BuckinghamNurseries)

**Summer Opening Times:** Mon-Sat: 8:30am-6:00pm, Sun: 10am-4pm.